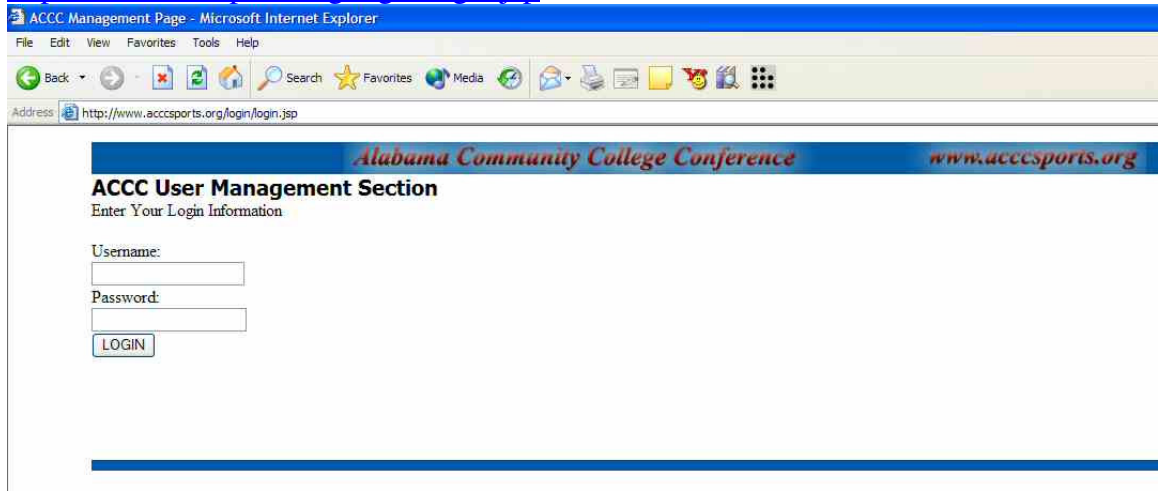
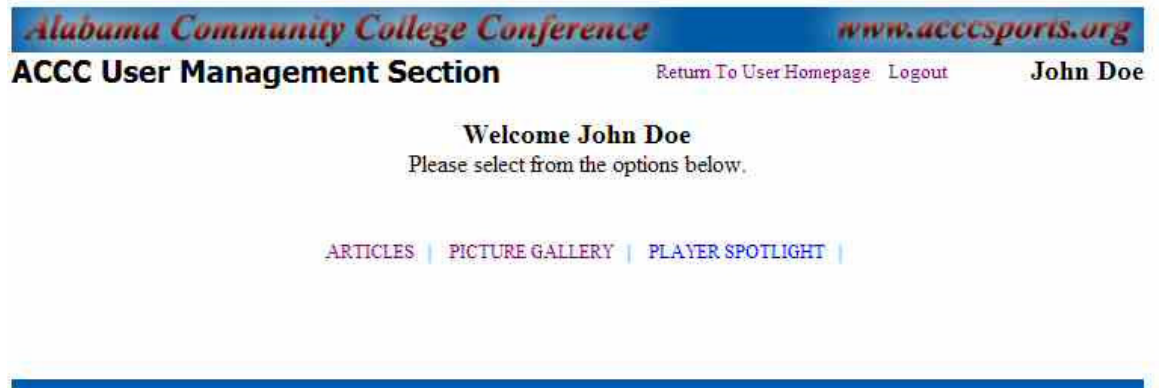


ADDING ARTICLES

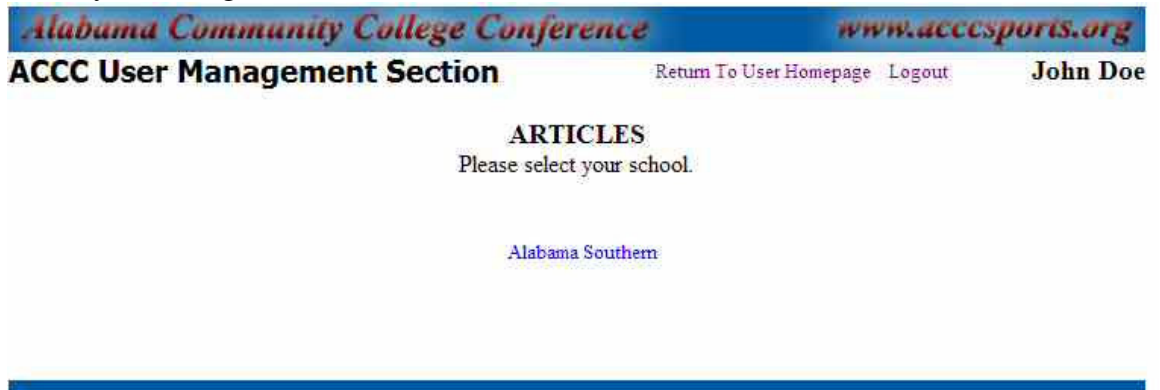
1. Point your browser to <http://www.acccsports.org/login/login.jsp>



2. Login
3. Select "Articles".



4. Select your college.



- You will then be brought back to the add articles page. You will then see “Your information has been saved” in red.

Alabama Community College Conference
www.accsports.org
ACC User Management Section
[Return To User Homepage](#) [Logout](#) **John Doe**

ALABAMA SOUTHERN BASKETBALL MEN ARTICLES

Your information has been saved.

Enter the article information and select your picture. Then click "Add Article" to save your article. If you do not want to save the data click "Return - Do Not Save", this will return you to the Articles homepage without saving.

- Select edit from the right menu, to edit an article. This will bring up the article’s information to edit.

Alabama Community College Conference
www.accsports.org
ACC User Management Section
[Return To User Homepage](#) [Logout](#) **John Doe**

ALABAMA SOUTHERN BASKETBALL MEN ARTICLES

Enter the article information and select your picture. Then click "Add Article" to save your article. If you do not want to save the data click "Return - Do Not Save", this will return you to the Articles homepage without saving.

College: Alabama Southern
Sport: BASKETBALL MEN

Headline:

Event Date:

Ex. 8/12/2004

Enter article:

Anal 1 (8pt) **B** *I* U [List Icons]

[Text Icons]

A ajdfkajdkf jakd fka jdfka jkdfj akdjfkasjfdk
jdfkjafk alcdf jakd jfka fkajd fka jfka fka dkf jalkdf
jalkds jflka jflkad jfka jdfkaj dkfjakf jalkfd jlka
jflka fka fkaj dflkaj dflkja dlkfjalkdfj akdfj kadjf ka
jfdkaj fdl;kajdf lka jdkfajd flkaj dlkfjalkfjalkfja
dslkf jalkfdj alcdfj akd jfkads jfalk jflka fkaj dlkfja
lkfja dslkf jakfdj alkd jflkadf jlkajd fka jdlkfja dflk

[Click here to view your picture](#)

Select Picture:

BASKETBALL MEN ARTICLES

Click the edit link to edit a article or delete to delete a article.

Andrew Hays wins the MVP of the Year 2004!!!

EDIT [DELETE](#)

- Once you have edited an article, click the “Add Article” button to save the article.
- To delete an article, click the delete link on the right hand side of the page.
- When you have finished. Please click “Logout” at the top.